

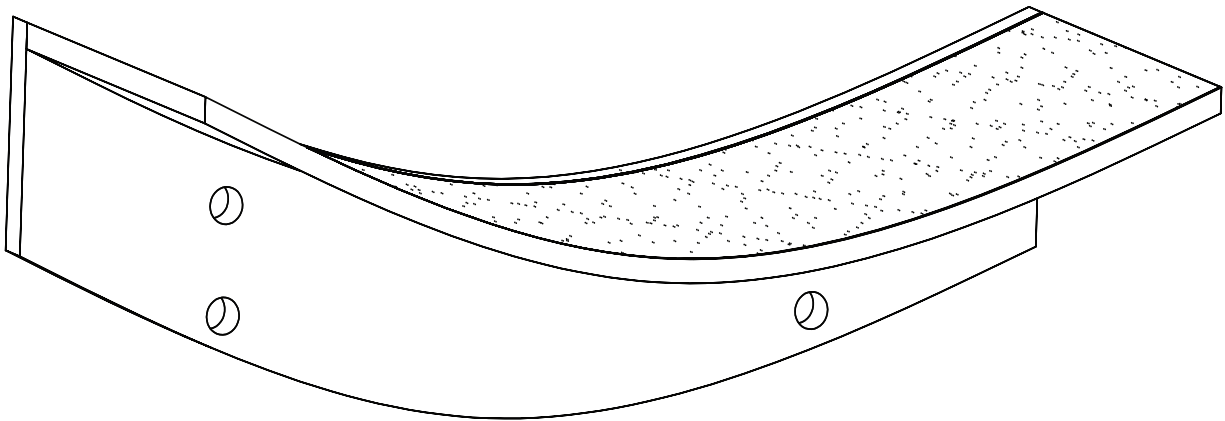


TheRefinedFeline.com

Love Your Cat.
Love Your Home.™

Lotus Leaf Cat Shelf

Assembly Instructions
v2



For video instructions on
assembling
your Lotus Leaf Cat Shelf, visit:
[TheRefinedFeline.com/assembly/](https://www.TheRefinedFeline.com/assembly/)
or scan QR code:




Need more help?
800-289-6136
Support@TheRefinedFeline.com


Share a photo of your cat
their new Lotus Leaf Cat Shelf!

Find us on Facebook or tag on
Instagram:

#LotusLeafCatShelf
@RefinedFeline



© RefinedKind Pet Products. All Rights Reserved



WHAT'S IN THE BOX?

Hardware

①

②



Wood Screw
#8x60mm
4 pieces

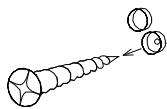
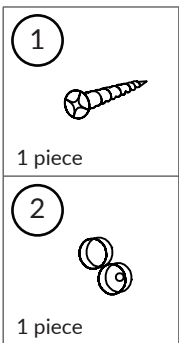
Screw Cap
#8
4 pieces

Before You Begin

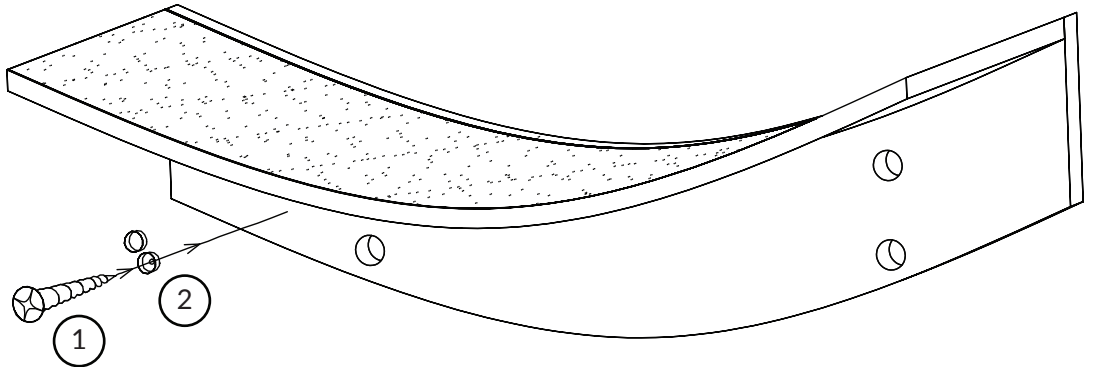
Vertical sets of holes in shelf are 16" apart to align with standard wall beam spacing. We do not recommend the use of wall anchors. Make sure shelf is flush to wall when installed.

DISCLAIMER: Install our shelf units according to instructions provided. We are not responsible for injury or damage resulting from incorrect installation or use.

1

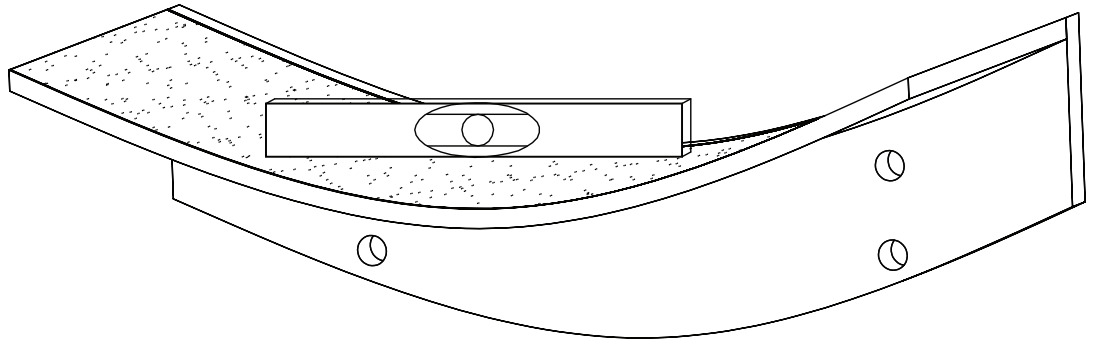


Before you begin installation, push the plastic caps through the screws. Do not cover the screw heads yet.



Install one screw through the shelf at the left most hole into the wall beam stud. Secure half way.

2

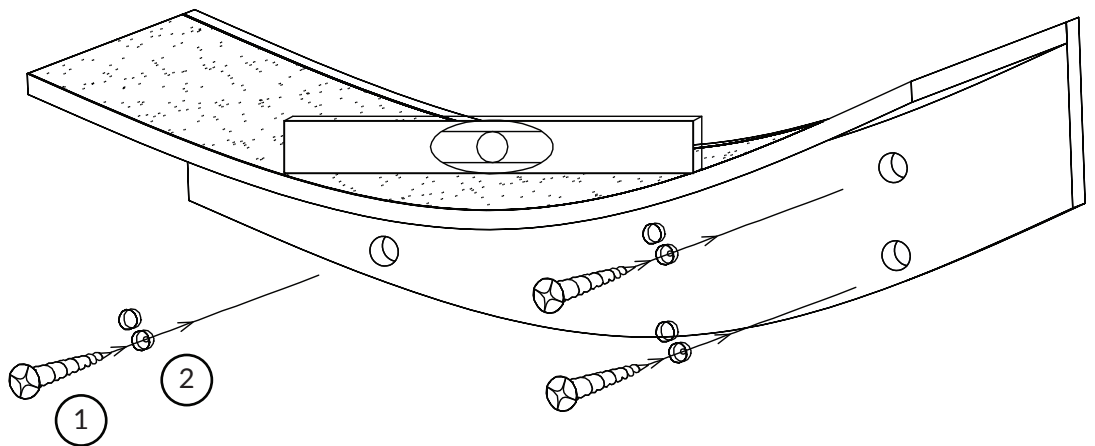
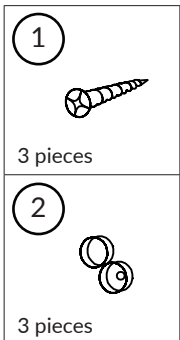


Use level on flat portion of the shelf to align straight.

3

With screw caps over screws, insert all screws into wall beam studs. Tighten all screws then snap close screw caps.

Complete!



About The Refined Feline

The Refined Feline's mission is to bring modern, innovative designs to cat furniture. We strive to reinvent how people view the products that they and their feline companions use in their shared space. All our cat trees, cat wall shelves, cat beds, and litter box furniture are thoughtfully crafted to be the best they can be for you, your home, and your cats. Our team of dedicated cat lovers believes that cat furniture should be embraced and admired as an integral part of your home, just like your cat.

Our cat furniture is about much more than just looking great in your home though; functionality is just as important. Our multipurpose and customizable cat furniture features replaceable parts so that you can always keep it looking fresh. We knew that cat furniture could be better, so we raised the standards. As we say at The Refined Feline: **Love Your Cat. Love Your Home.**

Warranty

We offer consumers a 6-month limited warranty. Warranty covers manufacturer defect and not wear and tear. Consumers are responsible for shipping cost of returning the product. Please contact Customer Service for an RMA# at (800) 289-6136 or support@therefinedfeline.com.

Care Guide

Carpets for shelves are replaceable. Optional shelf cushions are available as well.
DO NOT REMOVE CARPET UNTIL YOU ARE READY TO REPLACE IT.
Carpet is NOT machine washable. Use pet approved spot cleaner.

Go to www.TheRefinedFeline.com to see our full product line as well as to purchase accessories or replacement parts.

Have questions?

800-289-6136
Support@TheRefinedFeline.com

For video instructions on
assembling your Lotus Leaf Cat Shelf,
Visit: TheRefinedFeline.com/assembly/
or scan QR code:



Share a photo of your cat
their new Lotus Leaf Cat Shelf!

Find us on Facebook or tag on
Instagram:
#LotusLeafCatShelf
@RefinedFeline



© RefinedKind Pet Products. All Rights Reserved